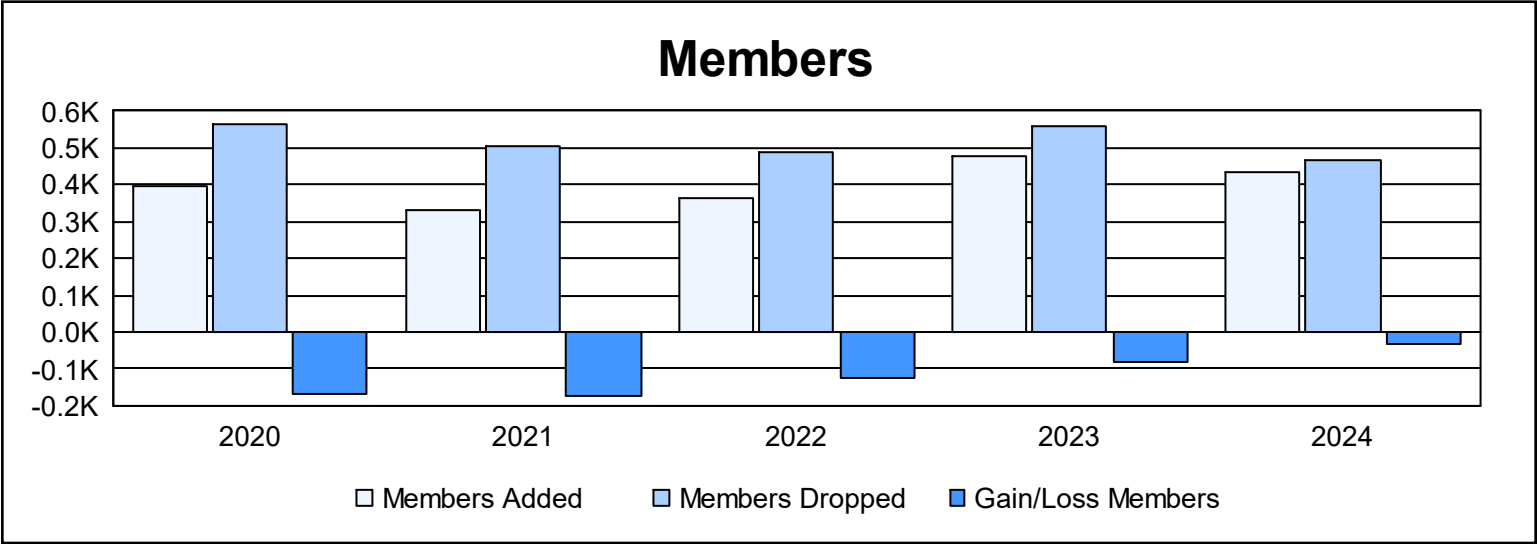
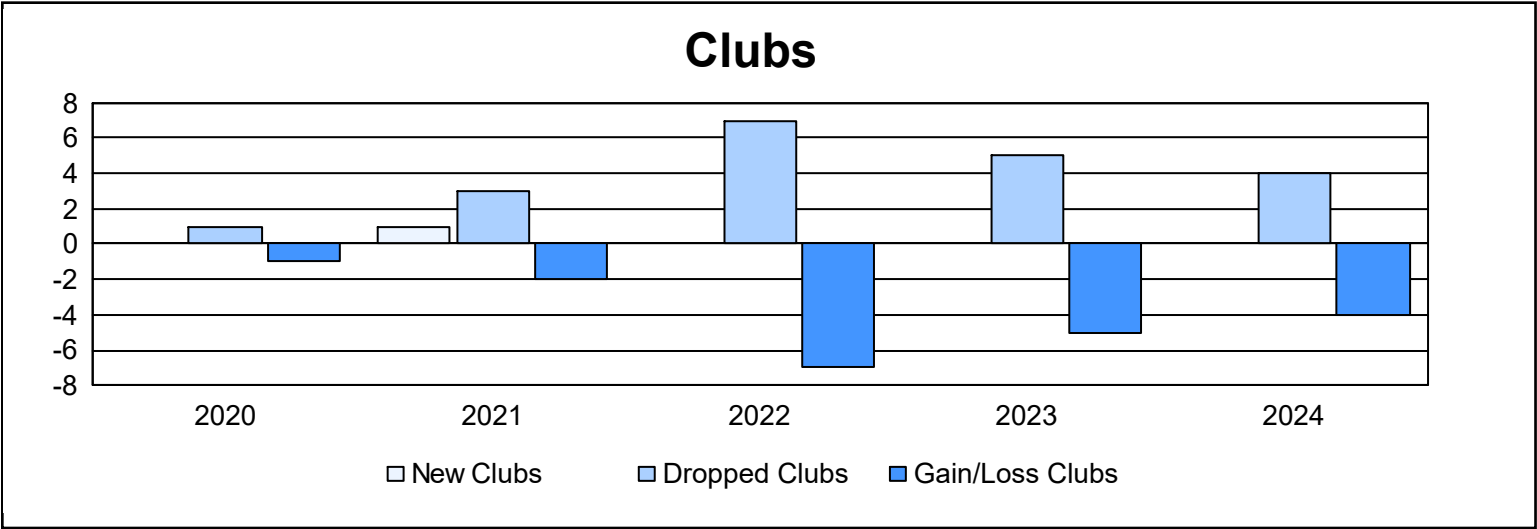
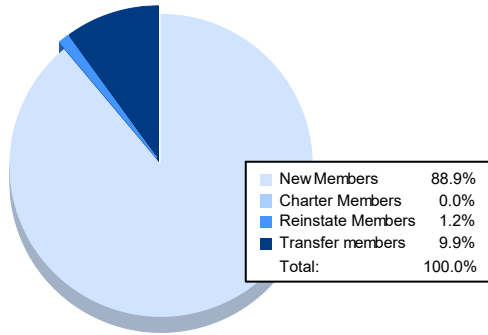


Year	New Clubs	Dropped Clubs	Gain/ Loss Clubs	New Members	Charter Members	Reinstate Members	Transfer Members	Total Member Added	Total Members Dropped	Gain/ Loss Members
2019-2020	0	1	-1	319	8	14	53	394	563	-169
2020-2021	1	3	-2	177	38	86	29	330	504	-174
2021-2022	0	7	-7	296	19	7	42	364	489	-125
2022-2023	0	5	-5	372	16	14	74	476	559	-83
2023-2024	0	4	-4	386	0	5	43	434	467	-33
Average	0	4	-4	310	16	25	48	400	516	-117



### Membership Composition June 2024 Cumulative



### Gender Composition June 2024 Cumulative

